




12585 Kirkham Court, Poway, CA 92064  
 Tel: (858) 536-2927 Fax: (858) 536-2354

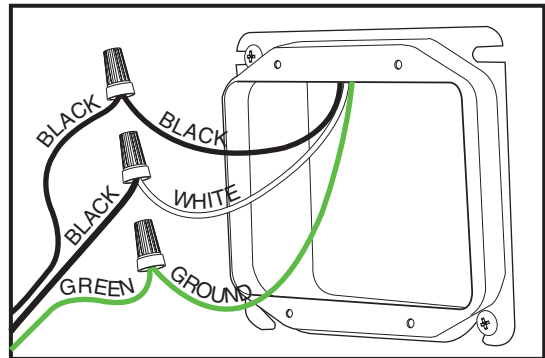
**1**

REMOVE THE 4 FLAT HEAD PHILLIPS SCREWS FROM THE TOP OF THE HOUSING AND SET THEM ASIDE. SEPARATE THE HOUSING FROM THE BACK PLATE AND REMOVE THE WIRE NUTS AND SCREWS THAT ARE INSIDE.



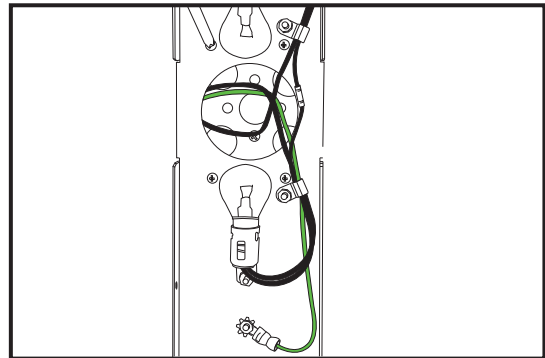
**2**

PRIOR TO DOING ANY ELECTRICAL WORK MAKE SURE THAT THE CIRCUIT IS SHUT OFF AT THE BREAKER PANEL. CONNECT THE WIRES WITH THE SUPPLIED WIRE NUTS. MAKE SURE THAT THE GROUND WIRE (GREEN) IS PROPERLY SECURED TO THE J-BOX OR THE COMMON GROUND.



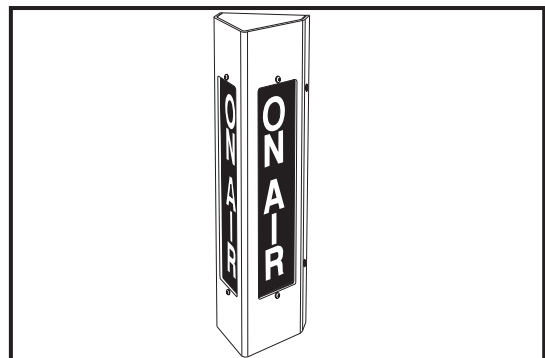
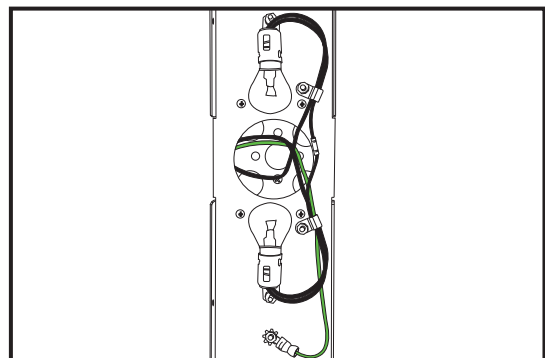
**3**

ATTACH THE BACK PLATE TO THE ELECTRICAL J-BOX WITH THE SUPPLIED PHILLIPS SCREWS. MAKE SURE THAT THE WIRES ARE TUCKED AWAY SECURELY.



**4**

REATTACH THE ALUMINUM HOUSING WITH THE 4 PHILLIPS FLAT HEAD SCREWS THAT WERE REMOVED IN STEP 1. CLEAN OFF ALL THE FINGERPRINTS AND ENJOY.



This sign is intended to be installed in accordance with the requirements of Article 600 of the National Electrical Code and/or other applicable local codes. This includes proper grounding and bonding of the sign.